



**Rising Stars**  
**Reading Planet**

# Reading Planet Online

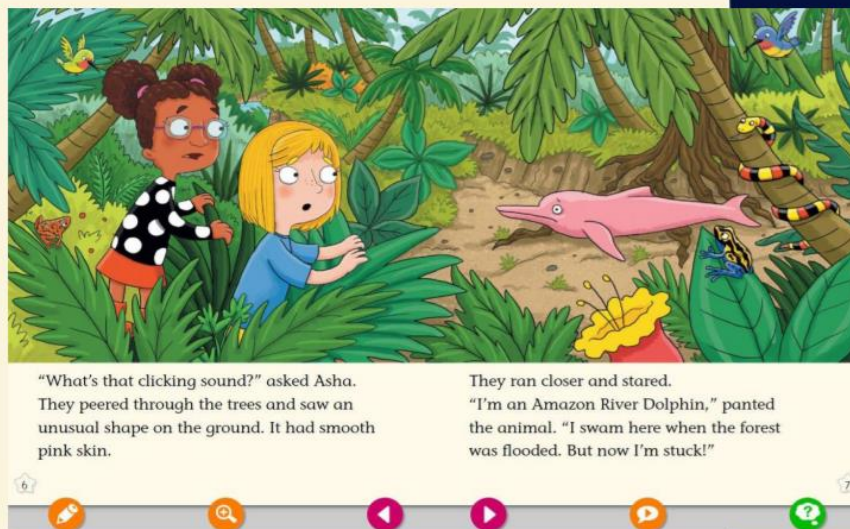
Parent's and Pupil's Guide

## What is Reading Planet Online?

*Reading Planet Online* offers the *Reading Planet* books in digital format, so that these can be assigned to your child and read online at school or at home on any internet-enabled device.

The books in *Reading Planet* are designed to appeal to the tastes and interests of children who are starting to learn to read, as well as those who are becoming fluent readers. The books include a variety of fiction, non-fiction, poetry and plays, written by experienced educational and children's writers. All the books have been carefully levelled according to book banding and other criteria, to ensure gradual progression in difficulty.

Each eBook features an optional audio recording (with each word highlighted as it is read) and a variety of quizzes to check children's understanding of what they have read.



## What is included in Reading Planet Online?

The eBooks in Reading Planet Online are organised in four main strands:



- wordless fiction and non-fiction books designed to get children started on their reading journey and using skills such as sequencing, retelling a narrative and tuning into the sounds of English.



- an engaging collection of fiction and non-fiction books that are designed for children to practise their phonics skills as they learn to read.



- an on-going series of adventure stories based on the lives of a group of good friends (Rav, Asha, Tess and Finn) who live in the same apartment block on Comet Street and who go to the same primary school.



Rav



Asha



Tess



Finn



- an exciting range of fiction and non-fiction, including modern and traditional stories, poetry, plays and biographies to introduce children to wider reading for pleasure and interest across the curriculum.

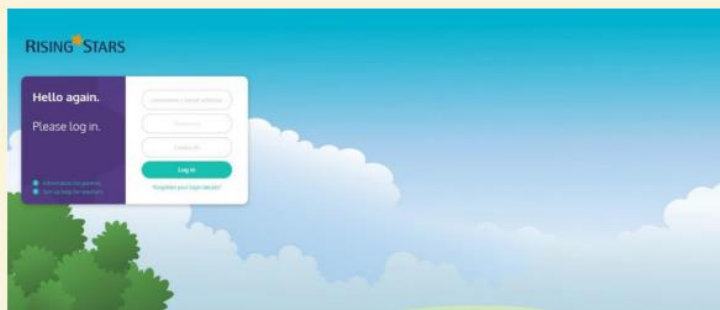


# Getting started with Reading Planet Online

Reading Planet Online can be accessed from any computer, tablet or phone connected to the internet.

Your child's school can give you direct access to Reading Planet Online by providing you with a unique URL link. For example: <https://my.risingstars-uk.com/MyDynamicLearning.aspx>

Alternatively, children can log in via: [my.risingstars-uk.com](https://my.risingstars-uk.com) and enter the school's unique centre ID, (e.g. 11246) and their own login details, provided by your school.



Reading Planet is optimised for smartphone use.

If you have any problems with the login process, please contact your child's school.



## Find your books in the pupil dashboard

Once a book or books have been assigned to your child, they will appear in the pupil dashboard (in the 'My Books' section) when you log into *Reading Planet Online*.

Click on the 'Open' button to launch the book on your screen. NB Make sure the Reading Planet Online screen is maximised so that the quiz screens can be viewed in full.



Click on the rocket icon to go back to the pupil dashboard.



When you have completed a book and the quizzes within it, click on the 'Finished' button. The book will then move into your 'Books I've read' section of the dashboard.

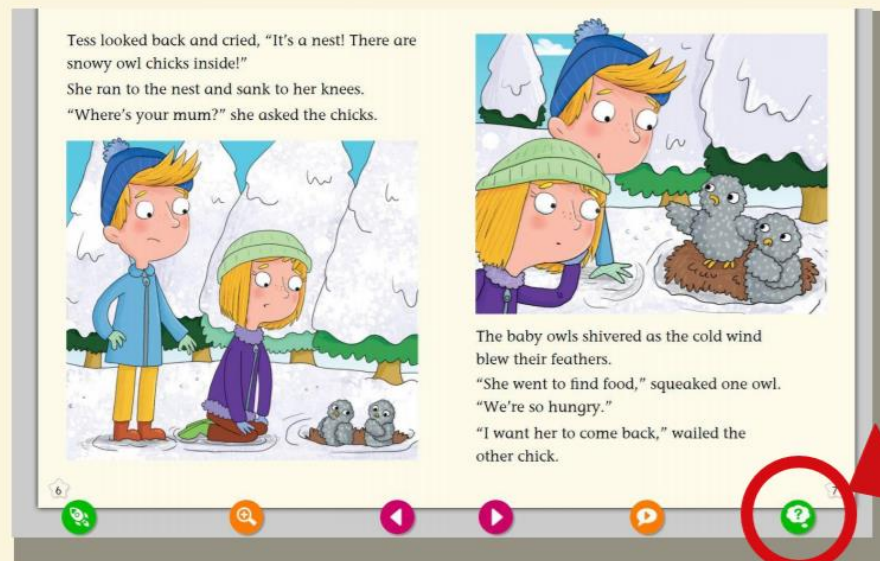
The 'My Achievements' section contains the quiz results in the form of gold, silver or bronze stars.

Your child can personalise their dashboard by choosing their own avatar, including one of the Comet Street Kids characters!



## Complete the quizzes

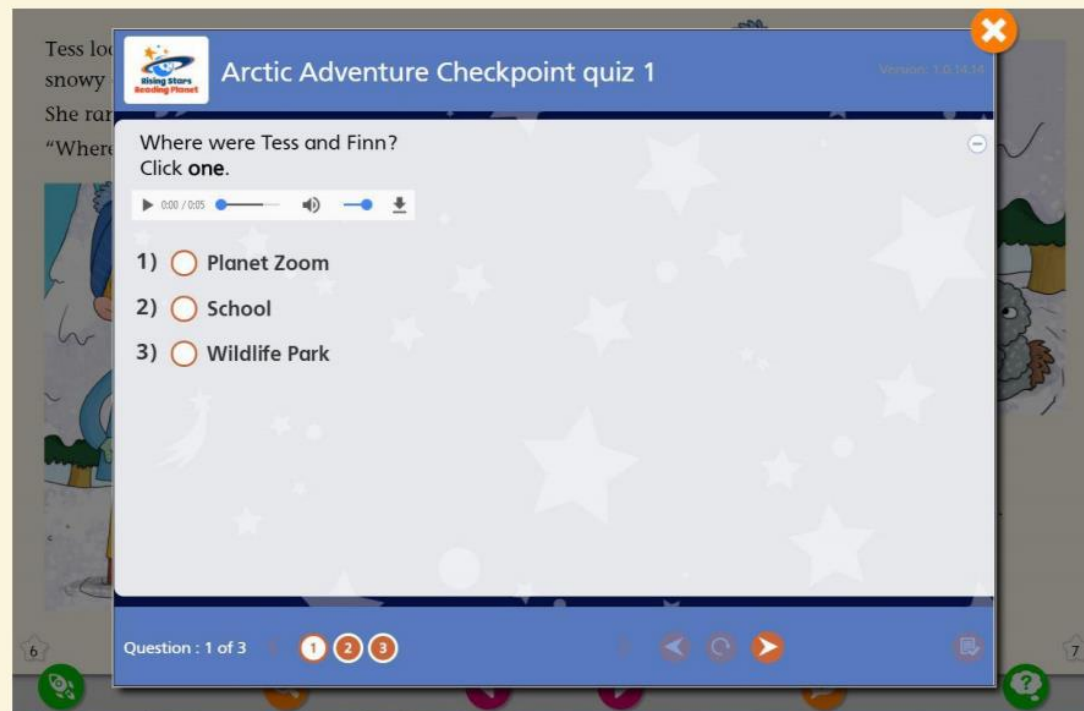
Each eBook in Reading Planet Online has one or more 'checkpoint' quizzes that appear at intervals throughout the book. These checkpoint quizzes are designed to check childrens' understanding of the text up until that point and are indicated by the animated quiz icon shown below.





## Complete the quizzes *continued*

Your child clicks on this quiz icon to launch the checkpoint quiz. Your child answers the questions navigating from question to question by clicking on the arrow to the right bottom of the quiz.



When they have answered all the questions in the quiz, they click on the clipboard icon at the end of the quiz to submit all their answers and to receive their mark.



## Complete the quizzes *continued*

At the end of every book there is a longer quiz that checks overall understanding of the text. As with the checkpoint quizzes, your child clicks on the animated quiz icon to launch the end- of-book quiz.

### Talk about the story

Answer the questions:

- 1 What was inside the nest that Finn spots?
- 2 What was the mother owl busy doing?
- 3 Why were the chicks shivering?
- 4 Why did Tess carry the mother owl back to the nest?
- 5 What do you think the fox was doing near the nest?
- 6 Have you ever seen baby chicks? What type of bird were they?



Can you retell the story in your own words?



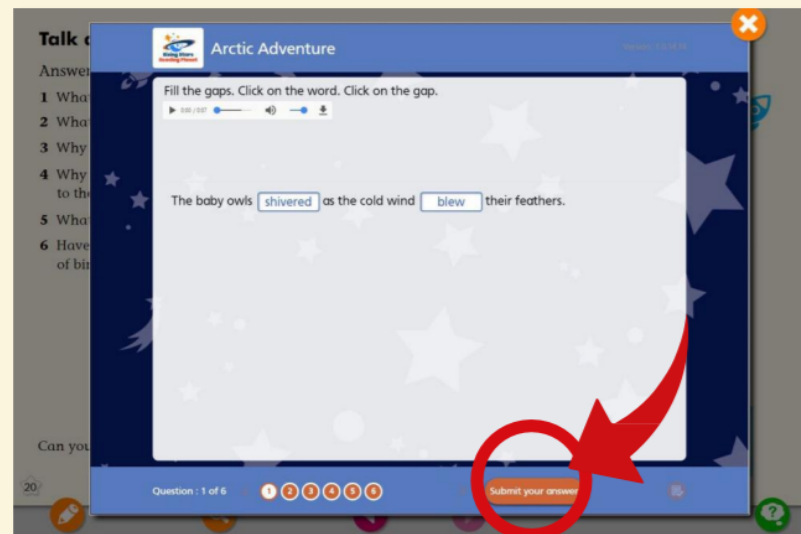
20



## Complete the quizzes *continued*

They then complete the questions, submitting the answer to each question as they go, and navigating through the quiz by clicking on the next question number in circles. At the end of the quiz they need to click on the clipboard icon to submit all their answers. This quiz is also instantly marked, and your child is awarded a bronze, silver or gold star according to their score. If your child gets an answer wrong the first time, they will be given a second attempt. The latest attempt will feed through into the final score and reporting.

Your child will be given the opportunity to review their answers at the end of each quiz.



# The quiz question types

The quizzes in *Reading Planet Online* consist of the following main question types:

- **Multiple choice** – your child clicks in the circle next to the correct answer.
- **Fill in the gaps** – your child clicks on a word and then clicks on the correct gap to place the word there.



- **Complete the grid** – as with Multiple Choice above, your child clicks on the circles next to the correct answers in the grid.



- **Connecting/sequencing** – your child clicks on an item in the left column and then clicks on the associated item in the right column to connect them.

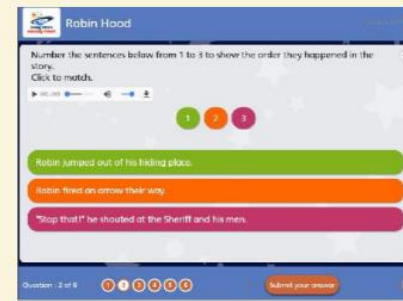




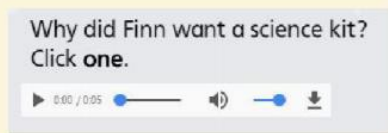
- **Highlight the right word** – your child clicks and drags to highlight the correct word. On an iPad, your child holds their finger down to highlight a single word and drags to highlight multiple words.



- **Matching** – your child clicks on a coloured lozenge at the top of the quiz and then clicks on the associated lozenge below, which becomes the same colour.



**Note:** As an additional support for children that need it, the instruction lines for the quizzes are recorded and can be played using the audio button close to the instruction line.



## Results and rewards



For each end-of-book quiz they complete, children will receive a bronze, silver or gold star, based on the proportion of correct answers they scored. These rewards can be viewed in the 'My achievements' section of the child's dashboard.

- **3 Marks**

**Bronze: 0–36%**

**Silver: 37–72%**

**Gold: 73–100%**

- **4 Marks**

**Bronze: 0–50%**

**Silver: 51–78%**

**Gold: 79–100%**

- **5 Marks**

**Bronze: 0–59%**

**Silver: 60–79%**

**Gold: 80–100%**

Teachers will be able to see how pupils are doing as a class or individually through the teacher reporting dashboard.

