

## Boost Reading Books

### (Formerly known as Reading Planet)

Your child's teacher will upload a new eBook every two weeks to the Boost Learning platform.

#### How do I access this?

The Boost eBooks app is available on Android and Apple App Stores, however this is in the process of being updated by Boost as there are some known teething problems.

The best way to access Boost is using the Chrome or Safari browser on laptop/tablet devices and visiting [www.boost-learning.com](http://www.boost-learning.com). If you use Safari, it is recommended to 'Request Mobile Website' from the aA button on the left hand side of the address bar (it might take a minute or two to load).

[www.boost-learning.com](http://www.boost-learning.com) Click 'Log in'.



Welcome. Please log in.


New to Boost? [Find out more](#)


Username / email address

Password

Centre ID

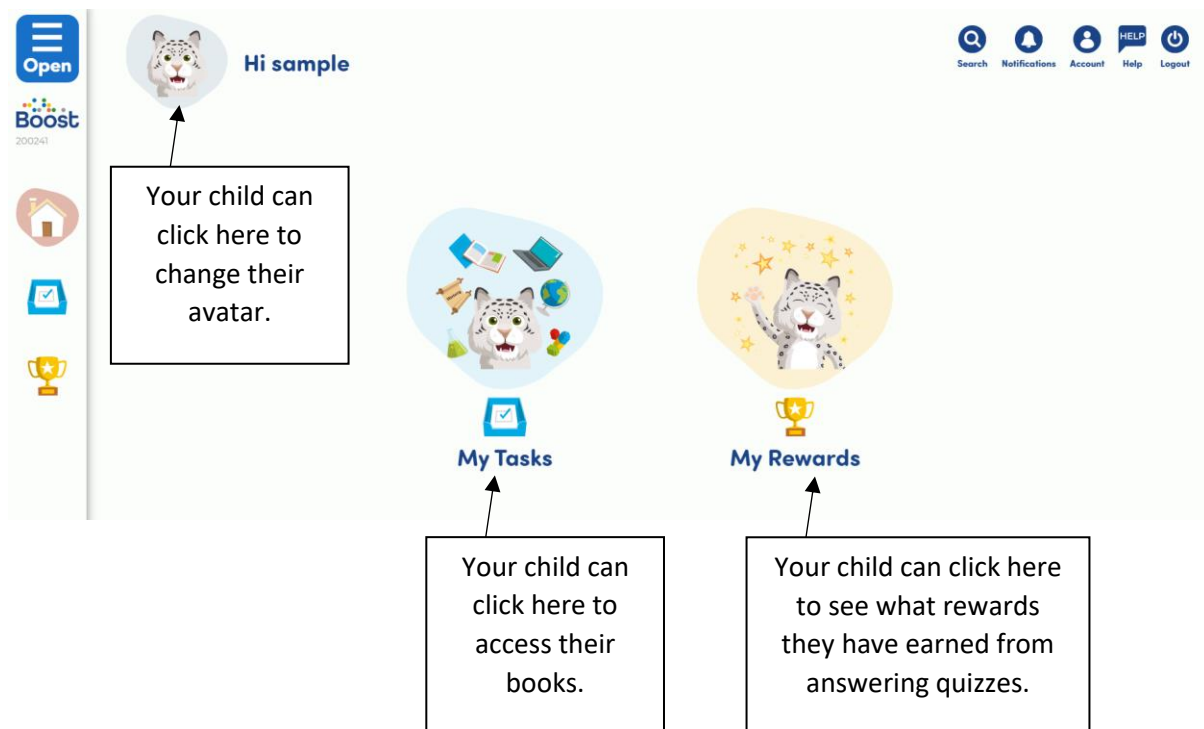
[Forgotten your password?](#)

 Sign in with Microsoft

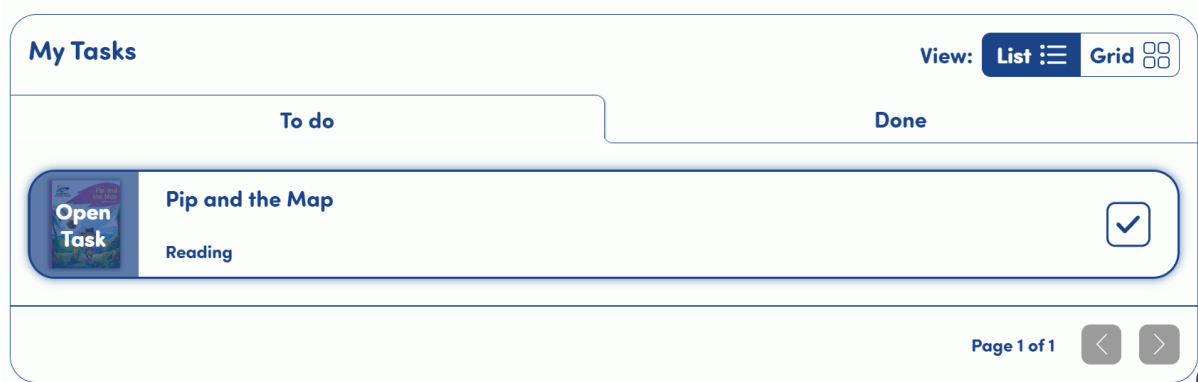
 Sign in with Google

[Log in](#)


Use your child's Online Learning Card details to log in. Your Learning Card will refer to 'Rising Stars Reading Planet' – it is the same login. **Important: Use 200241 for Centre ID.** Click 'Log in'.



Click on 'My Tasks' to see your books.



Unlike Reading Planet, Boost allows you to return back to the book on separate occasions and put in your own bookmarks. Some books (if your child is on a phonics reader) can be read aloud.



Look out for this logo. This means that there is an interactive quiz for your child to complete. This focuses on key comprehension skills and is a vital part of your child's home reading.

At the end of the eBook will be some questions for you to discuss with your child. Again, these are a vital part of your child's home reading and a great way to develop their comprehension skills.

### Talk about the story

Ask your child these questions:

- 1 What animal was Pip?
- 2 What did Pip see on the map?
- 3 What did Pip use the map for?
- 4 How did Pip get to the pot in the ground?
- 5 Have you ever been on a treasure hunt?
- 6 What treasure would you like to find?



Can your child retell the story using their own words?

12



When your child has completed their book, they can click the tick to move it into their 'Done' section. They can still access and re-read their book after doing this.



## **FAQs**

### What browser is best for accessing my child's books?

This is a new platform so the app (Boost eBooks) is still in its development stage. It does work, however, books often take a while to appear. Therefore, Boost have recommended using the Chrome or Safari browser on a tablet or laptop. If you are using Safari, though, click the aA on the left-hand-side of the address bar and click 'Request Mobile Website'.

### What do I do if I think my child's book is too tricky for them?

Firstly, persevere – your child is still learning to read. However, if it is clear that they are struggling and are spending too much time decoding (reading) and not being able to retain what they've read, speak to your child's teacher about moving to a different level.

### I want my child to read a physical book. Can they have one?

Our library is open twice a week during lunchtimes and, soon, we will be opening it to families after school. Every class has their own library which we encourage children to use regularly. Assigning eBooks allows us to ensure that every KS2 child – over 240 of them – is reading age and level-appropriate books on a regular basis without us having to worry about loss of, or damage to, books, which is sadly the case for many of our KS1 home readers.

### Why is my child only being given one book every fortnight?

The books in KS2 are much longer and more complex than in KS1. To give your child sufficient time to not just read but enjoy and relish their eBook, they are assigned every two weeks instead of weekly.